


Northam Senior High School



2018 Annual Report





Welcome

I am pleased to present Northam Senior High School's 2018 Annual Report which is the culmination of 5 years of leadership and completion of the 2015 –18 Business Plan of outgoing Principal Terry Martino.

Northam Senior High School is one of the oldest Senior High Schools in Western Australia, having opened in 1921. As such its beautiful old buildings exemplify the tradition and history of the school, whilst its ongoing upgrades give it excellent resources, including state of the art Hospitality and Catering and Arts centres. Students attend Northam Senior High School from across the Avon Valley, and a wide range of upper school courses are available. The school has a proud record of achievement in ATAR and VET programs which is strongly supported by our close working relationship with Central Regional TAFE. In recent years students from Northam Senior High School have won awards in each of these areas.

Northam Senior High School has a comprehensive student transition program and we continually aim to improve our service to our feeder schools in order to assist their students in making the smoothest possible transition to Northam Senior High School. The Northam Education and Skills Training program provides an alternative pathway to mainstream schooling. The program provides assistance for students to transition from education to future career options. The Literacy in Focus Education program provides a nurturing environment with small class sizes for students in Years Seven to Nine to focus on improving Literacy and Numeracy skills.

Northam Senior High School has a strong academic and training focus. Significant programs include:-

1. Comprehensive ATAR, General and VET course offerings
2. Follow the Dream: Partnerships for Success was established in 2003 and in 2013 became a Polly Farmer Industry site in collaboration with the Department of Education. The program develops students' capacity to undertake post school education opportunities.
3. The Clontarf Foundation Northam Academy commenced in 2011. This program aims to improve attendance and engagement of indigenous young men. Currently there are 76 boys in the program and this is continually increasing.
4. The Wirrpanda Foundation Girls Program - "Deadly Sista Girlz" commenced in 2015 and focuses on improving students' self-esteem and confidence along with building pride in their identity. This program is being run in the historical Drama Hall with all Drama and Art programs now being located in the modern Arts Centre.
5. The Hospitality Training Centre commenced operations in 2012 and under the guidance of three fully qualified chefs offers a full range of catering and hospitality courses.
6. The Northam Senior High School Arts Centre opened in 2015 and is used for instruction in Fine Art, Ceramics, Instrumental Music and Drama and is a wonderful resource for the broader Northam community. Northam boasts a strong arts culture and this new facility complements this.

Northam Senior High School staff have developed a set of Core Values which underpin the way that staff operate. They were developed to create a clear understanding among staff of what is important, valued and acceptable.

- Build positive and productive working relationships
- Implement excellent teaching practices
- Give trust and respect and earn the trust and respect of others
- Promote pride in the school and pride in your self
- Act with common sense – if everyone in the school took the action, would we be better or worse?

Mr Martino took leave in Semester 2 and Marisa Del Pin was the fixed term Principal for this period. A change of leadership saw a review of and a focus on improving attendance, behaviour and uniform standards whilst continuing to strive for academic excellence.



Student Achievement - Senior School

WACE Achievement

	Eligible Year 12 Students	Percentage achieving WACE
2016	96	89%
2017	88	90%
2018	89	84%

Achievement of OLNA is the contributing factor which has reduced the WACE achievement rate. Students need components category 3 in Reading, Writing and Numeracy in order to achieve the OLNA requirements of the WACE.

Year 12 Pathways

	Y12 Students	ATAR Only	ATAR & Cert II or Higher	VET Cert II or Higher	Other	
					Verified	Unverified
2016	148	10 (6.8%)	17 (11.5%)	83 (56.1%)	38 (25.7%)	0 (0.0%)
2017	139	9 (6.5%)	26 (18.7%)	64 (46.0%)	39 (28.1%)	1 (0.7%)
2018	98	1 (1.0%)	26 (26.5%)	70 (71.4%)	4 (4.1%)	2 (2.0%)

Year 12 students are successfully achieving an ATAR and/or a Certificate II or higher. This is a requirement of WACE and is used to indicate successful completion of Senior Schooling .

WACE Examination Participation

	Eligible Year 12 Students	ATAR Students	% ATAR Students
2016	96	27	28%
2017	88	35	40%
2018	89	27	30%

Year 12 students are those full time students eligible to graduate at the end of the year. There must be at least 20 Year 12 eligible students in the cohort for data to be displayed.

For the past 5 years, Northam Senior High School has had an ATAR participation rate of approximately 30%. The 2018 figure is a higher representation of students who should have considered an ATAR course. However, this figure is cohort based and indicates strengths and variances in these cohorts.



Overall ATAR Performance

	Relative Performance
2016	1.4
2017	0.9
2018	1.1

The relative performance is based on the median ATAR and ICSEA of the school. There must be at least 10 Year 12 students acquiring an ATAR.

	Above Expected - more than one standard deviation above the predicted school median
	Expected - within one standard deviation of the predicted school median
	Below Expected - more than one standard deviation below the predicted school median
	No data available or number of students is less than 10

ATAR performance in 2018 was not as strong as expected. Although individual students performed well, overall results showed a need for more structured exam preparation and review of teaching programs.

Median Australian Tertiary Admissions Rank

	School	Like-Schools	WA Public Schools
2016	75.6	60.0	78.2
2017	68.0	61.9	78.7
2018	53.6	59.4	79.5

The Median ATAR score for 2018 was below expectations. In reviewing the cohort's results it was evident that a refocussing of teaching programs, exam preparation and supports for students needed to be implemented in order to improve results.

Year 12 Students Completing a VET Certificate (during Years 10 to 12)

	Certificate I		Certificate II		Certificate III or Higher	
	Number	Percentage	Number	Percentage	Number	Percentage
2016	6	5.7%	79	74.5%	21	19.8%
2017	2	2.2%	65	70.7%	25	27.2%
2018	1	1.0%	78	80.4%	18	18.6%

One of the strengths of Northam Senior High School is the delivery of and completion rate of Vocational Education and Training qualifications. These qualifications support WACE achievement and also allow students access to tertiary studies, further training, apprenticeships and/or employment.

2018 University Placements

Graduating ATAR students gained places in a wide range of university courses including:

Education Commerce Science
Health Services

2018 Year 12 Special Award Winners

2018 Certificate of Excellence - ATAR Pathway DUX - Leilani Dunkerton

2018 Westscheme VET Excellence Award - Aberdeen Abel

2018 Personal Excellence Award - Caitlin Gilchrist/Jade Rohrlach

2018 Central Regional TAFE VET Outstanding Achievement - Britney Gorbig

2018 Caltex All Rounder Award - Rachael Saffioti

ANZ Northam Business Excellence Award - Brandon Buswell

Year 12 Subject Award Winners

Humanities and Social Sciences

Modern History - Camryn Lobb

Geography - Jade Rohrlach

Health and Physical Education

Physical Education Studies - Kaden Elliot

Certificate II Sports Coaching - Georgia Goss

Outdoor Education ATAR - Caitlin Gilchrist

Outdoor Education General - Aberdeen Abel

Health Studies - Aberdeen Abel

Design and Technology

Building and Construction - Hone Cook

Materials, Design and Technology: Wood - Tomas Malinowski

Materials, Design and Technology: Metals - Liam Church

Science

Human Biology - Caitlin Gilchrist

Biology - Lelani Dunkerton

Chemistry - Jade Rohrlach

Vocational Education and Training

Certificate II Community Services - Britney Gorbig

Certificate II Building and Construction - Tomas Malinowski

Certificate II Engineering- Hone Cook

Certificate II Rural Operations - Jonas Kjellgren

Certificate II Children, Family and the Community - Georga Mortensen

Certificate IV Preparation for Nursing Education - William Glass

Authority Developed Workplace Learning (ADWPL) - Tasmin Fishwick

School Based Trainee - Emily Jones

English

English ATAR - Leilani Dunkerton

English General - Shannon Scammell

Mathematics

Mathematics Methods - Kelilah King

Mathematics Applications - Caitlin Gilchrist

Mathematics Essentials - Kaden Elliot

Home Economics and Business

Certificate II Hospitality - Belinda Luke

Food Science and Technology - Shannon Scammell

Material Designs and Technology: Textiles - Alexandra Scammell

Certificate II Kitchen Operations - Giselle Arkeveld

Business

Certificate II Business - Bailey Rodger

Certificate III Business - Brandon Buswell

Business Management and Enterprise - Brandon Buswell

The Arts

Visual Arts ATAR - Amitee Anderson

Visual Arts - Tasmin Fishwick

Certificate II Visual Art - Photography - Giselle Arkeveld

Alternative Programs





Certificate II Horticulture - Joey Bradley



NAPLAN

NAPLAN Comparative Performance Summary

	Year 7			Year 9		
	2016	2017	2018	2016	2017	2018
Numeracy	-0.7	-0.8	-0.2	-0.5	0.4	0.6
Reading	0.3	-0.1	-1.0	0.4	-0.3	-0.2
Writing	-0.8	-0.8	0.8	0.3	-0.8	-0.4
Spelling	0.2	0.9	-0.1	-0.4	0.0	-0.9
Grammar & Punctuation	-0.2	-1.6	-0.5	0.3	0.3	-0.7

	Above Expected - more than one standard deviation above the predicted school median
	Expected - within one standard deviation of the predicted school median
	Below Expected - more than one standard deviation below the predicted school median
	No data available or number of students is less than 10

NAPLAN results indicated that students are performing at an expected level.

Numeracy results for both Year 7 and 9 show an increasing trend. Reading and writing trends vary but are within expected ranges. Northam Senior High School has a focus on reading, writing and numeracy and teaching programs and assessments tasks are in review to improve results.



2016 - 2018 Northam Senior High School Plan

Targets and 2018 Performance

Attendance rates to be at or above like schools

- School 81.1% Like Schools 81.6% WA Public Schools 87.6%

Median ATAR at or above like schools

- School 53.6 Like Schools 59.4

Year 9 NAPLAN performance to be consistently at or above like schools

- NAPLAN results are within the expected range.

85% of Year 12 students achieve an ATAR higher than 55% and/or a Certificate II or higher

- School 97% Like Schools 89% Public Schools 96%

The percentage of student's achieving a WACE is comparable to like schools

- School 84% Like Schools 74%

Attendance

Attendance Overall Secondary

	Non-Aboriginal			Aboriginal			Total		
	School	Like Schools	WA Public Schools	School	Like Schools	WA Public Schools	School	Like Schools	WA Public Schools
2016	86.2%	85.3%	89.5%	66.7%	65.3%	67.4%	82.2%	80.3%	87.7%
2017	86.8%	85.8%	89.7%	64%	68%	66.6%	82.1%	81.8%	87.8%
2018	85.9%	85.8%	89.6%	64.7%	67.1%	66%	81.1%	81.6%	87.6%

Attendance rates are stable compared to previous years. The school worked with students and families to encourage students to attend on a regular basis. The Aboriginal Regional Coordinator was based at Northam Senior High School during Semester 2 and the number of home visits increased along with a more thorough analysis of school avoiders. Strategies such as regular communication with parents and monitoring of attendance cards were employed to improve attendance rates.





The 2018 Annual Report is a summary of our school achievements and directions over the year. It contains information about the school, student achievement and school management. The 2018 school year has been one of many achievements as reflected in this report. All this has been possible due to the hard work and dedication of staff, students and the assistance of the school community. The work undertaken throughout the year has resulted in the continued academic and social growth and development of the students.

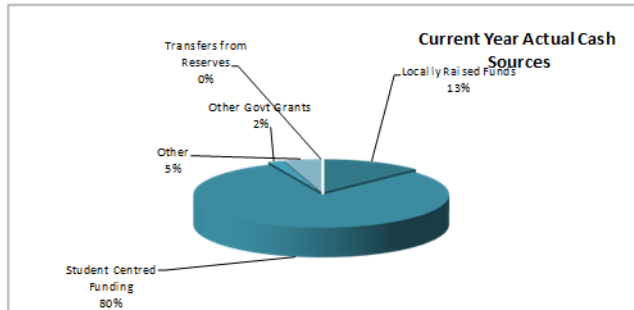
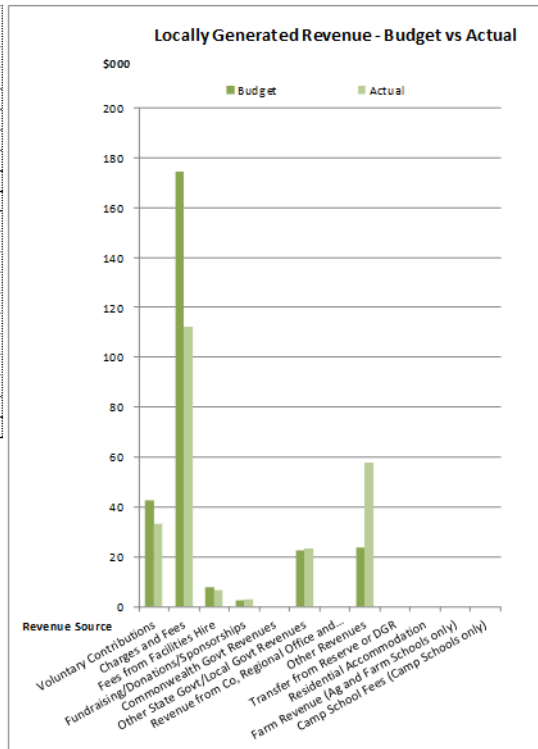


Finance

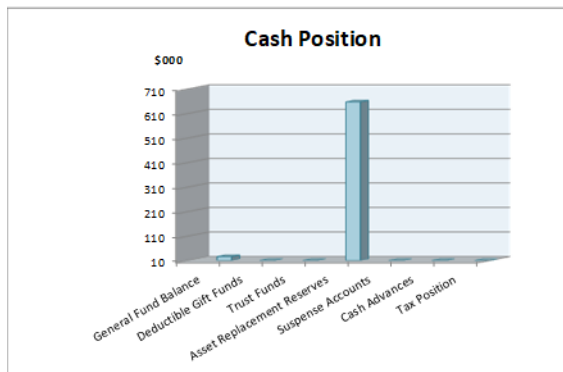
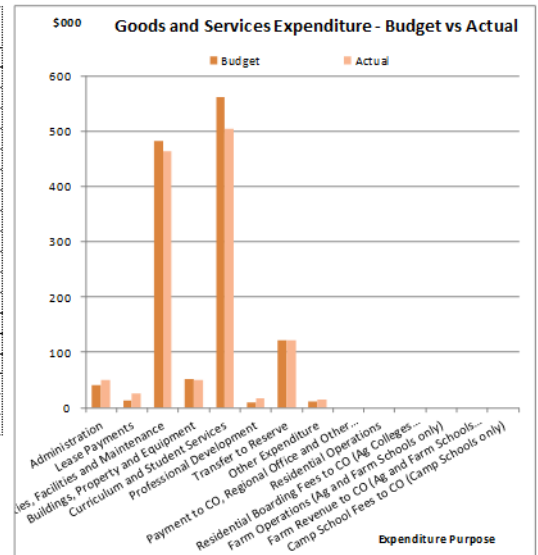
Northam Senior High School

Financial Summary as at
31 December 2018

Revenue - Cash & Salary Allocation	Budget	Actual
1 Voluntary Contributions	\$ 42,617.00	\$ 33,079.75
2 Charges and Fees	\$ 174,409.37	\$ 112,080.51
3 Fees from Facilities Hire	\$ 8,000.00	\$ 6,714.06
4 Fundraising/Donations/Sponsorships	\$ 2,645.00	\$ 2,974.00
5 Commonwealth Govt Revenues	\$ -	\$ -
6 Other State Govt/Local Govt Revenues	\$ 22,655.00	\$ 23,534.64
7 Revenue from Co, Regional Office and Other Schools	\$ -	\$ -
8 Other Revenues	\$ 23,952.00	\$ 57,806.93
9 Transfer from Reserve or DGR	\$ -	\$ -
10 Residential Accommodation	\$ -	\$ -
11 Farm Revenue (Ag and Farm Schools only)	\$ -	\$ -
12 Camp School Fees (Camp Schools only)	\$ -	\$ -
Total Locally Raised Funds	\$ 274,278.37	\$ 236,189.89
Opening Balance	\$ 57,994.93	\$ 57,994.93
Student Centred Funding	\$ 972,720.00	\$ 978,662.63
Total Cash Funds Available	\$ 1,304,993.30	\$ 1,272,847.45
Total Salary Allocation	\$ -	\$ -
Total Funds Available	\$ 1,304,993.30	\$ 1,272,847.45



Expenditure - Cash and Salary	Budget	Actual
1 Administration	\$ 40,515.67	\$ 49,642.63
2 Lease Payments	\$ 12,240.32	\$ 25,266.39
3 Utilities, Facilities and Maintenance	\$ 481,797.18	\$ 463,924.71
4 Buildings, Property and Equipment	\$ 51,379.00	\$ 49,945.54
5 Curriculum and Student Services	\$ 560,933.83	\$ 504,482.97
6 Professional Development	\$ 8,534.00	\$ 16,782.64
7 Transfer to Reserve	\$ 121,769.00	\$ 121,904.00
8 Other Expenditure	\$ 11,064.37	\$ 15,010.46
9 Payment to CO, Regional Office and Other Schools	\$ -	\$ -
10 Residential Operations	\$ -	\$ -
11 Residential Boarding Fees to CO (Ag Colleges only)	\$ -	\$ -
12 Farm Operations (Ag and Farm Schools only)	\$ -	\$ -
13 Farm Revenue to CO (Ag and Farm Schools only)	\$ -	\$ -
14 Camp School Fees to CO (Camp Schools only)	\$ -	\$ -
Total Goods and Services Expenditure	\$ 1,288,233.37	\$ 1,246,959.34
Total Forecast Salary Expenditure	\$ -	\$ -
Total Expenditure	\$ 1,288,233.37	\$ 1,246,959.34
Cash Budget Variance	\$ 16,759.93	



Cash Position as at:	
Bank Balance	\$ 684,970.96
Made up of:	\$ -
1 General Fund Balance	\$ 25,888.11
2 Deductible Gift Funds	\$ -
3 Trust Funds	\$ -
4 Asset Replacement Reserves	\$ 656,906.58
5 Suspense Accounts	\$ 9,717.27
6 Cash Advances	\$ -
7 Tax Position	\$ 7,541.00
Total Bank Balance	\$ 684,970.96